







Progress of rainfall since 01-Jun-2021 in different meteorological sub-divisions of India (Departure from normal in %)													01-Jun-2021 to 13-Jul-2021 (mm)		
Sl No	Region	Sub Division	01-Jun-21	07-Jun-21	21-Jun-21	28-Jun-21	05-Jul-21	09-Jul-21	10-Jul-21	11-Jul-21	12-Jul-21	13-Jul-21	ACT	NOR	Def/ Surp
1	East & Northeast India	Arunachal Pradesh	-8	3	-24	-27	-24	-22	-22	-23	-25	-26	535.2	719.1	-183.9
2		Assam & Meghalaya	83	22	-20	-18	-11	-15	-15	-17	-19	-18	616.6	756.5	-139.9
3		Nag-Man-Miz-Tri	-21	-37	-30	-37	-38	-39	-38	-38	-38	-36	356.4	559.1	-202.7
4		Sub Him WB & Sikkim	-23	0	-12	-17	-1	-5	-7	-7	-9	-9	693.0	760.8	-67.8
5		Gangetic West Bengal	-20	-36	105	55	36	31	27	24	22	21	479.9	396.3	83.6
6		Jharkhand	-94	-36	104	49	23	18	15	11	8	6	352.7	332.1	20.6
7		Bihar	65	-28	181	128	92	76	69	63	57	51	478.9	317.5	161.4
8	Northwest India	East Uttar Pradesh	271	8	219	116	53	27	21	16	12	6	232.3	218.7	13.6
9		West Uttar Pradesh	1033	-7	84	13	-22	-38	-42	-45	-47	-48	87.7	168.2	-80.5
10		Uttarakhand	448	-24	146	64	21	4	1	2	5	7	352.6	328.9	23.7
11		Haryana-Chd- Delhi	2220	267	68	18	-12	-30	-34	-38	-42	-39	64.9	107.0	-42.1
12		Punjab	2833	403	59	17	-20	-36	-40	-41	-38	-22	91.2	116.8	-25.6
13		Himachal Pradesh	775	61	37	-4	-19	-30	-31	-26	-18	-2	193.1	197.0	-3.9
14		Jammu & Kashmir	124	-5	-29	-42	-37	-42	-45	-44	-27	-20	110.8	138.2	-27.4
15		West Rajasthan	83	298	86	53	3	-11	-13	-15	-13	3	75.3	72.8	2.5
16		East Rajasthan	-100	116	11	-3	-35	-44	-46	-46	-41	-43	81.3	143.0	-61.7
17	Central India	Odisha	264	6	8	-9	-17	-18	-20	-20	-21	-21	273.6	347.1	-73.5
18		West Madhya Pradesh	-78	42	50	41	-1	-17	-19	-19	-16	-18	174.0	213.0	-39.0
19		East Madhya Pradesh	38	57	115	58	12	0	-2	-5	-7	-11	244.8	275.2	-30.4
20		Gujarat Region	-100	-2	31	6	-27	-40	-43	-42	-38	-37	173.6	276.6	-103.0
21		Saurashtra & Kutch	-100	-63	28	-22	-47	-54	-55	-53	-43	-40	99.5	166.8	-67.3
22		Konkan & Goa	-37	6	98	53	15	6	6	5	11	17	1319.7	1129.2	190.5
23		Madhya Maharashtra	46	82	70	36	4	-4	-3	-5	-2	0	256.8	256.6	0.2
24		Marathwada	223	104	48	35	11	18	20	21	34	39	287.0	206.2	80.8
25		Vidarbha	8	14	63	26	4	4	2	5	4	3	304.5	294.4	10.1
26		Chhattisgarh	289	53	73	41	16	16	12	10	9	8	369.8	343.9	25.9
27	South Peninsula	A & N Island	-88	-78	-28	-18	-27	-16	-10	-5	-3	-4	549.5	572.8	-23.3
28		Coastal Andhra Pradesh	87	36	-26	-17	-7	-4	-1	2	4	8	176.6	163.3	13.3
29		Telangana	283	143	71	60	45	42	40	43	46	51	326.4	216.2	110.2
30		Rayalaseema	50	341	68	66	100	107	112	107	102	95	202.6	103.7	98.9
31		Tamil Nadu & Puduchery	-44	97	22	23	72	86	88	84	80	76	135.9	77.3	58.6
32		Coastal Karnataka	-2	-5	28	-3	-21	-26	-24	-24	-21	-20	1065.0	1326.3	-261.3
33		Karnataka (N Interior)	77	117	77	62	35	37	43	43	42	44	221.5	153.8	67.7
34		Karnataka (S Interior)	-85	78	53	20	5	-1	0	-1	-4	-4	221.8	231.0	-9.2
35		Kerala	77	-22	-18	-32	-43	-46	-42	-39	-39	-37	613.3	966.1	-352.8
36		Lakshadweep	-49	-20	-50	-51	-54	-51	-49	-46	-47	-48	240.9	464.5	-223.6

LEGEND

	Large Excess [+60% above]
	Excess [+20% to +59%]
	Normal [+19% to -19%]
	Deficient [-20% to -59%]
	Large Deficient [-60% to -99%]
	No Rain [-100%]

- The Southwest Monsoon has covered entire country yesterday (13-July), against the normal date of 08-July.
- The cumulative rainfall status (since 01-Jun-21) of the country as a whole is at -6% as on 13-Jul-2021.
- Out of 36 meteorological sub-division, wide spread rainfall (> 75% places) received in 14, fairly wide spread (51-75% places) in 11, scattered (26-50% places) in 3 and isolated in 8 sub-divisions yesterday.

Percentage departure of cumulative rainfall since 01-June-2021 over four homogeneous regions of the country

East & North East India	-8%	Central India	-7%	Country as a whole	-6%
North West India	-15%	South Peninsula	8%		

Number of districts and percent area with different categories of cumulative rainfall in different states of India during 01 Jun - 13 Jul 2021

State/UT	NR	LD	D	N	E	LE
ANDAMAN & NICOBAR ISLANDS	0 (0)	0 (0)	0 (0)	3 (100)	0 (0)	0 (0)
ANDHRA PRADESH	0 (0)	0 (0)	0 (0)	8 (54)	2 (16)	3 (30)
ARUNACHAL PRADESH	0 (0)	1 (8)	10 (59)	4 (30)	1 (4)	0 (0)
ASSAM	0 (0)	1 (4)	13 (50)	12 (43)	1 (4)	0 (0)
BIHAR	0 (0)	0 (0)	1 (4)	8 (16)	18 (47)	11 (33)
CHANDIGARH	0 (0)	0 (0)	1 (100)	0 (0)	0 (0)	0 (0)
CHHATTISGARH	0 (0)	0 (0)	4 (14)	16 (63)	6 (19)	1 (4)
DADRA & NAGAR HAVELI	0 (0)	0 (0)	1 (100)	0 (0)	0 (0)	0 (0)
DAMAN & DIU	0 (0)	1 (26)	1 (74)	0 (0)	0 (0)	0 (0)
DELHI	0 (0)	6 (62)	3 (38)	0 (0)	0 (0)	0 (0)
GOA	0 (0)	0 (0)	0 (0)	2 (100)	0 (0)	0 (0)
GUJARAT	0 (0)	6 (12)	23 (77)	4 (11)	0 (0)	0 (0)
HARYANA	0 (0)	4 (6)	15 (69)	2 (15)	0 (0)	1 (10)
HIMACHAL PRADESH	0 (0)	0 (0)	4 (42)	7 (48)	1 (10)	0 (0)
JAMMU & KASHMIR	0 (0)	3 (75)	11 (15)	6 (8)	1 (2)	1 (1)
JHARKHAND	0 (0)	0 (0)	2 (12)	15 (62)	5 (21)	2 (5)
KARNATAKA	0 (0)	0 (0)	7 (22)	5 (18)	7 (26)	11 (34)
KERALA	0 (0)	0 (0)	13 (87)	2 (13)	0 (0)	0 (0)
LAKSHADWEEP	0 (0)	0 (0)	1 (100)	0 (0)	0 (0)	0 (0)
MADHYA PRADESH	0 (0)	2 (4)	23 (44)	21 (44)	4 (6)	1 (2)
MAHARASHTRA	0 (0)	0 (0)	5 (15)	16 (42)	14 (41)	1 (2)
MANIPUR	0 (0)	6 (74)	2 (23)	0 (0)	0 (0)	1 (2)
MEGHALAYA	0 (0)	0 (0)	4 (67)	1 (12)	1 (8)	1 (12)
MIZORAM	0 (0)	0 (0)	4 (54)	4 (46)	0 (0)	0 (0)
NAGALAND	0 (0)	1 (5)	5 (50)	5 (45)	0 (0)	0 (0)
ORISSA	0 (0)	0 (0)	17 (62)	13 (38)	0 (0)	0 (0)
PONDICHERRY	0 (0)	1 (31)	2 (10)	0 (0)	1 (59)	0 (0)
PUNJAB	0 (0)	1 (5)	13 (64)	5 (21)	1 (7)	2 (3)
RAJASTHAN	0 (0)	6 (10)	18 (43)	8 (35)	0 (0)	1 (11)
SIKKIM	0 (0)	0 (0)	1 (10)	2 (30)	1 (60)	0 (0)
TAMIL NADU	0 (0)	0 (0)	3 (1)	3 (8)	8 (25)	24 (66)
TELANGANA	0 (0)	0 (0)	0 (0)	5 (16)	15 (49)	13 (35)
TRIPURA	0 (0)	0 (0)	2 (40)	2 (60)	0 (0)	0 (0)
UTTAR PRADESH	0 (0)	0 (0)	4 (35)	7 (47)	0 (0)	2 (18)
UTTARAKHAND	0 (0)	18 (21)	21 (29)	22 (28)	8 (13)	6 (9)
WEST BENGAL	0 (0)	0 (0)	2 (8)	13 (74)	3 (10)	1 (8)
Grand Total	0 (0)	57 (9)	236 (32)	221 (34)	98 (14)	83 (12)

** value indicates number of districts and value in bracket indicates the percent area of the state*

Large Excess : +60% and above
 Excess : +20% to +59%
 Normal : +19% to -19%
 Deficient : -20% to -59%
 Large Deficient : -60% to -99%
 No Rain : -100%

Progress of South West Monsoon over India as on 13-Jul-2021

